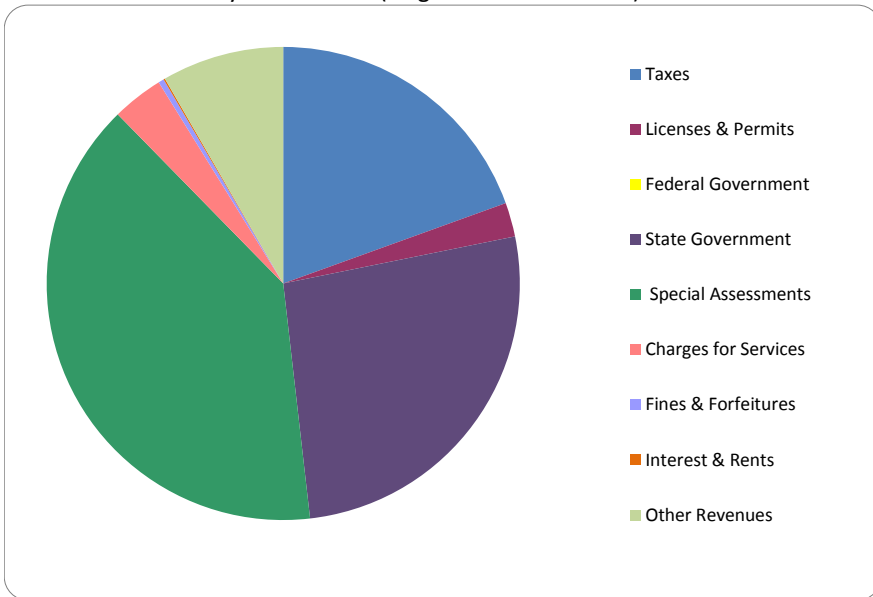


**CITIZEN'S GUIDE TO LOCAL UNIT FINANCES - Davison Township (25-1050)**

**REVENUES**

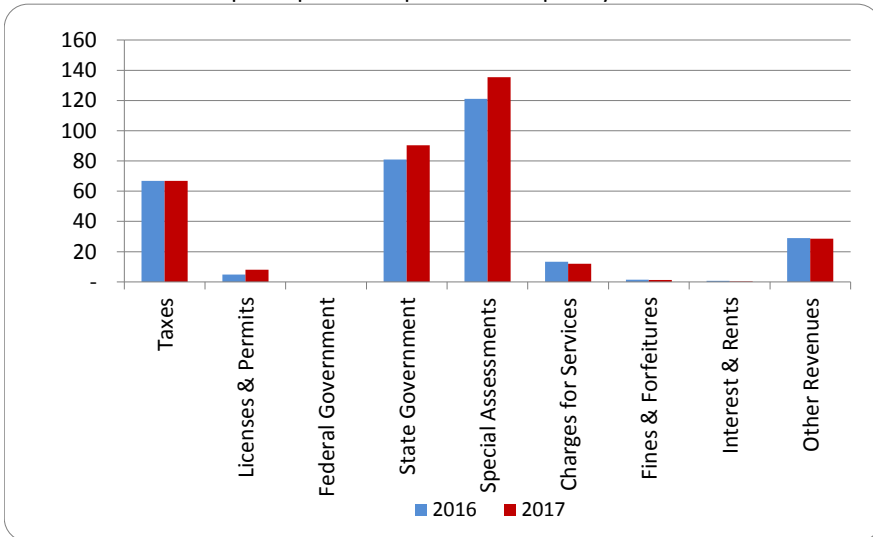
**1. Where our money comes from (all governmental funds)**



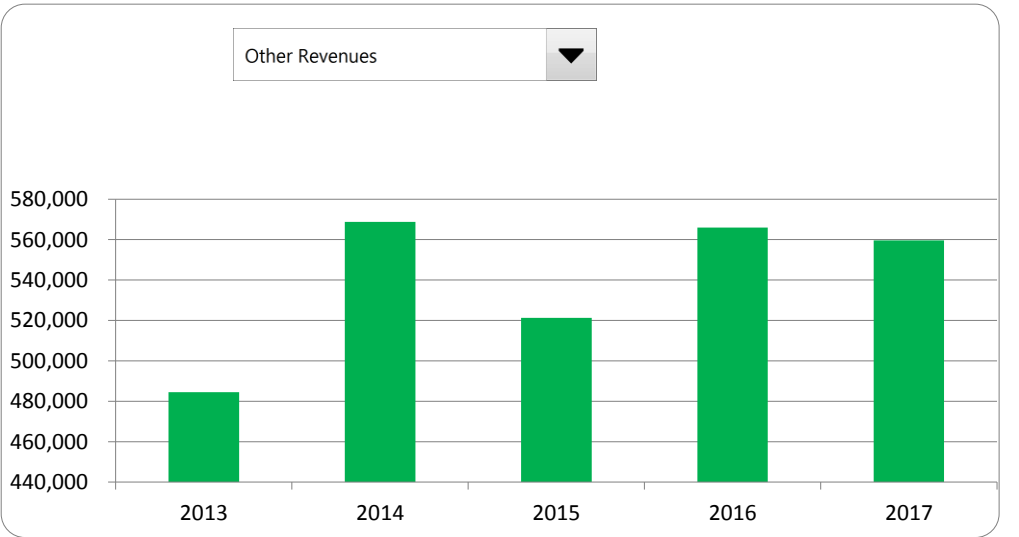
**2. Compared to the prior year**

	<u>2016</u>	<u>2017</u>	<u>% change</u>
Taxes	\$ 1,308,179	\$ 1,307,456	-0.06%
Licenses & Permits	96,583	156,208	61.73%
Federal Government	-	-	N/A
State Government	1,586,459	1,769,860	11.56%
Special Assessments	2,368,957	2,649,352	11.84%
Charges for Services	260,068	235,403	-9.48%
Fines & Forfeitures	28,866	25,590	-11.35%
Interest & Rents	14,390	6,715	-53.34%
Other Revenues	566,039	559,594	-1.14%
<b>Total Revenues</b>	<b>\$ 6,229,541</b>	<b>\$ 6,710,178</b>	<b>7.72%</b>

**3. Revenue sources per capita - compared to the prior year**



**4. Historical trends of individual sources**



**Commentary:**

For more information on our unit's finances, contact Karen M. Miller at 810-503-1815.