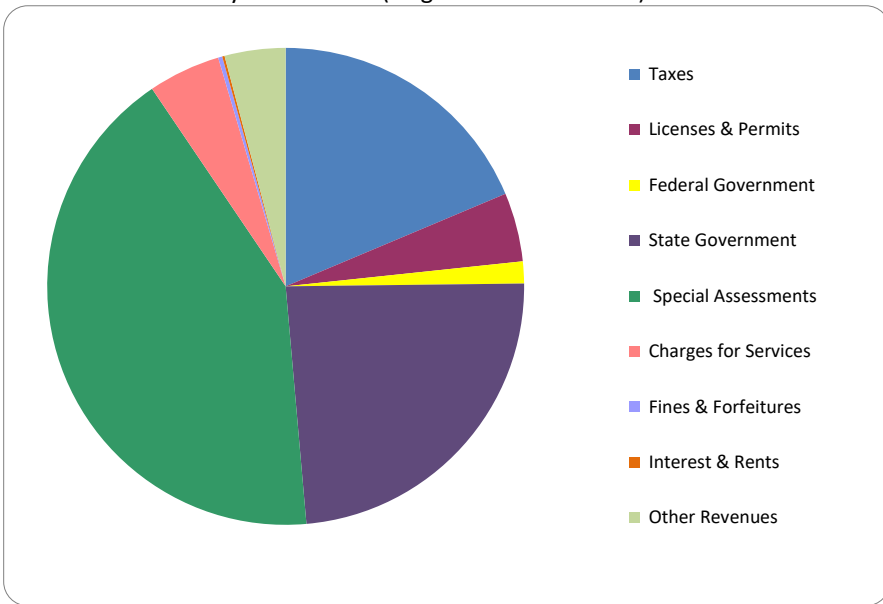


CITIZEN'S GUIDE TO LOCAL UNIT FINANCES - Davison Township (25-1050)

REVENUES

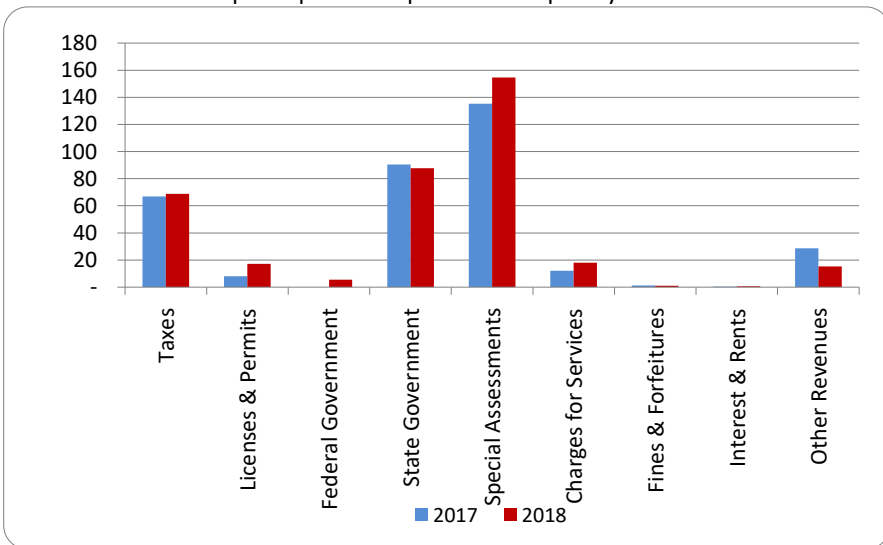
1. Where our money comes from (all governmental funds)



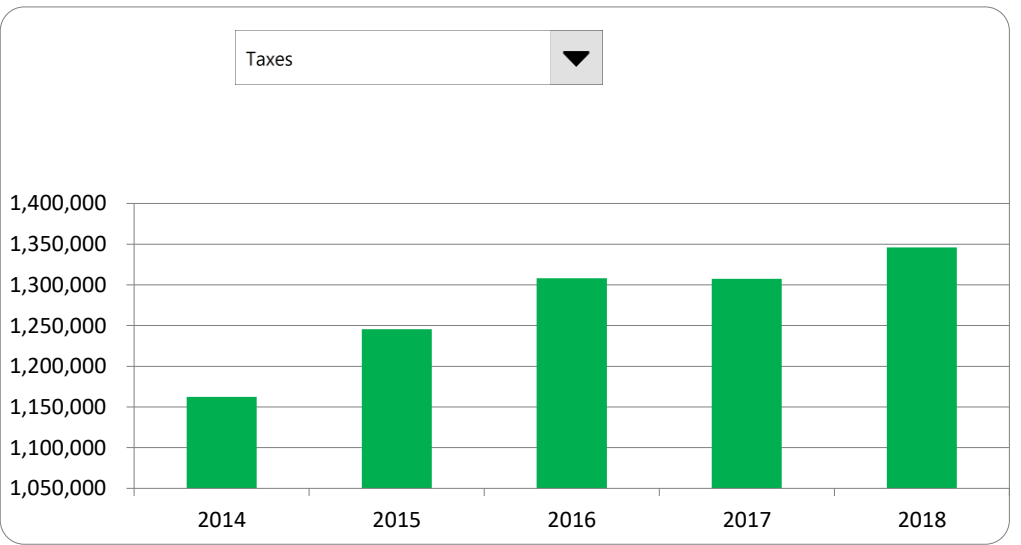
2. Compared to the prior year

	<u>2017</u>	<u>2018</u>	<u>% change</u>
Taxes	\$ 1,307,456	\$ 1,346,068	2.95%
Licenses & Permits	156,208	336,731	115.57%
Federal Government	-	107,406	N/A
State Government	1,769,860	1,717,028	-2.99%
Special Assessments	2,649,352	3,024,946	14.18%
Charges for Services	235,403	353,324	50.09%
Fines & Forfeitures	25,590	20,227	-20.96%
Interest & Rents	6,715	11,549	71.99%
Other Revenues	559,594	297,795	-46.78%
Total Revenues	\$ 6,710,178	\$ 7,215,074	7.52%

3. Revenue sources per capita - compared to the prior year



4. Historical trends of individual sources



Commentary:

For more information on our unit's finances, contact Karen M. Miller at 810-503-1815.